















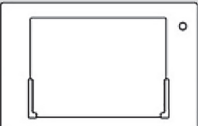













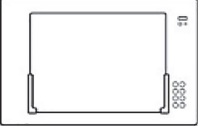













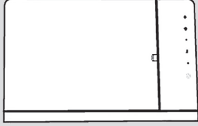
















Comparison Chart



	Application & Orientation	Docking	Device	Feature	Style
 <p>fixDock & surDock</p>	 In-Wall On-Wall  Portrait Landscape	 Permanent	 Pad mini 1-4  iPad 2,3,4  iPad Air 1,2  iPad 9.7"  iPad Pro 9.7"  iPad Pro 10.5"	 Store  Charge  Lock (Permanent)	 Finish: Glass  Frame: Aluminum  Bezel Color: Black or White
 <p>iDock</p>	 In-Wall  Portrait (miniDock) Landscape	 Motorized Release	 iPad mini 4  iPad Air 1,2  iPad 9.7"  iPad Pro 9.7"	 Store  Charge  Lock	 Finish: Glass or Aluminum  Frame: Aluminum  Bezel Color: Black or White
 <p>touchDock</p>	 In-Wall  Landscape	 Motorized Release	 iPad Air 1,2  iPad 9.7"  iPad Pro 9.7"	 Store  Charge  Lock  Control	 Finish: Glass  Frame: Aluminum  Bezel Color: Black or White
 <p>iTop</p>	 Tabletop  Landscape	 Manual Release	 iPad mini 1-4*  iPad Air 1,2  iPad 9.7"  iPad Pro 9.7"/ 10.5"/12.9"	 Store  Charge  Lock  Control	 Finish: Glass  Base: Aluminum  Color: Black or White

* depending on model